


# N505 CC

NEXT GENERATION

**N**

YACHTS *of* SWEDEN







## We always design the yacht around you

When you choose Najad, you have the opportunity to put your mark on one of the most enjoyable investments of your life. Together with our team of top competence in all areas of boatbuilding, you can personalize your yacht to become a personal statement. An expression of individuality and style linked to your needs on board. This interaction is a vital dynamic in our being. It constantly challenges and develops us. It keeps us at the forefront of boatbuilding, and allows us to put our mark on those magical moments.

### A history of shipbuilders

Our heritage dates back to the first boatmen on the island of Orust, Sweden. They were followed by generations of skilled boatbuilders, sailors and fishermen, who lived and sailed under harsh conditions. The sea dictated the conditions and was a constant reminder of the vital necessity of quality in all things. Coming from this tradition, the first Najad was introduced in the early 1970s. The stability and sailing dynamics were a revelation. Ever since, Najad has been a leader in developing the boatbuilding tradition.



*The Najad brand stands for quality, robust design, craftsmanship and comfort. The yachts are true blue water cruisers with an unprecedented attention to details, safety, and user friendliness. Everything from the design process to the naval architect work of the yachts are carefully thought thru. The yachts are easy to keep in the best condition due to the very high build standard. If you are looking for the best overall yacht in the 40 to 60 feet range then Najad is the obvious choice for you. Many thanks for your attention and please enjoy the Najad experience.*

*Yours Sincerely  
Jörgen Ottosson, CEO Najad*





## The improved NEXT GENERATION

Continuing the success of the N505 CC Najad are very proud to announce the N505 CC NEXT GENERATION. The NEXT GENERATION includes a vast number of updates and improvements all over the yacht, from increased amount of natural light, improved technical installations, larger winch sizes and much more.

### DESIGN FOR CRUISING

This magnificent yacht has been created based on our core principles, i.e. quality, performance, safety, comfort and excellent seaworthiness. The result is a great long-distance cruiser that offers comfort and sailing performance combined with contemporary styling. The safe and well protected centre cockpit layout is continuing to be one of the hallmarks of the N505 CC NEXT GENERATION.

### A DYNAMIC COMBINATION

The shape of the hull, the lengthy water line, the vertical stem and wide transom enables the performance for which the boat is known far and wide. Since the yacht carries the beam all the way to the aft the sailing, as well as living in the spacious interior, is just sheer fun. All in all, the N505 CC NEXT GENERATION is simply the best 50 feet sailing yacht on the market today.



## A short selection of the many improvements

- Four additional skylights – one in saloon, one in aft cabin suite, one in forward super cabin and one in optional guest cabin.
- Two additional portlights in cabin roof facing saloon.
- Four additional portlights in cockpit – on large facing aft cabin suite, two openable facing galley and one openable facing aft head.
- One additional portlight in hull facing galley.
- All glass brighter for more natural light in the whole boat.
- Companionway sliding hatch in hardened laminated glass for natural light. Washboard in hardened laminated glass and spring loaded with stepless height setting.
- New companionway with leaner staircase for improved floor area in saloon and better walk thru to navigational station and galley.
- New rudder release shape on aft edge for minimal vibrations in steering wheel and faster sailing.
- Re-location of batteries for easy access and maintenance.
- All relevant technical installations such as pumps, inverters, generators, fuses, electrical panels etc. re-located to engine compartment. For easy access, good maintenance possibilities and well insulated for lower noise.
- Improved head room, 20 mm in the whole boat.
- Improved length of berths in forward and aft cabin, 21 and 19 mm respectively. Wider berths in guest cabin, 50 mm.
- Larger floor area in guest cabin.
- Larger door between galley and aft cabin with improved headroom.
- Larger tanks; +160 liters fuel tank, +170 liters fresh water tank, +15 liters holding tanks.
- Upgraded winches, i.e. primary winches Andersen 68 ST, secondary winches Andersen 52 ST and halyard winches Andersen 46 ST.
- Additional deck storage at the transom.
- Larger table in cockpit.
- Front loaded fridge/freezer.
- 47 more options to choose from. For instance; dishwasher, induction cooktop, larger fridge/freezer, more powerful main engine, additional cleats, sails combinations, more entertainment, CCTV, enhanced navigation kit, bus systems, arch on aft deck etc.
- New companionway with leaner staircase for improved floor area in saloon and better walk thru to navigational station and galley.
- Larger steps for easy access to bathing platform on transom.
- Two additional cleats amidships.
- 47 more options to choose from. For instance; dishwasher, induction cooktop, larger fridge/freezer, more powerful main engine, additional cleats, sails combinations, more entertainment, CCTV, enhanced navigation kit, bus systems, arch on aft deck etc.





Spring loaded washboard made of hardened laminated dark glass.

Protective windscreen with hardened laminated glass mounted in a solid stainless steel frame.

Solid teak on deck, coachroof, bathing platform and in cockpit area.

Steering pedestal head with grab handle and all functions for single handed sailing.

Generously equipped with three winches on each side as standard. Giving the flexibility of always having a free winch for quick maneuvers.

Hydraulic back stay tensioner.

Stainless steel pushpit with integrated teak seats.

High safety with Transocean life-raft mounted on pushpit.

Two large drained stowage lockers.

Large bathing platform with integrated ladder.

Elegant and safe with flush mounted deck hatches.

Pulpit in stainless steel with integrated teak step. Especially designed for easy boarding.

Easy removable stainless steel bow sprit for tacking of sails, anchor support and fitting a bow ladder.

Keel stepped mast for maximum stability, strength and safety.

Six ventilators and opening skylights and portlights provide a good climate and ventilation on board.

Clean and safe with halyard lead through coachroof.

Premium quality stainless steel self-tailing winches.

Lots of natural light through the many skylights, portlights and glas panels.

## Beautiful and practical exterior design

N505 CC NEXT GENERATION is a unique yacht in her class. For a 50-foot cruiser she is extremely efficient in the water and responsive at helm. She is also very secure and stable in even the toughest of conditions due to her sturdy construction and robust design. This is of course in line with what you expect from a real Najad. The hull is shaped for excellent wave piercing capabilities, both under sail and power. This is key for comfort on long distance cruising. All these characteristics and easy handling by a short- or single-handed crew gives you safety, freedom and flexibility when crossing the oceans.

The deck layout offers clean open deck areas with flushed skylights and deck hatches. The safe and well protected large centre cockpit is located close to the center of gravity. Because of its central positioning the helmsman is close to all important things such as winches, sailing gear and navigation station. Since the cockpit is far away from the sea it is very safe in hard weather and it is easy to control the boat from the central positioning. Aft of the cockpit is a large sun bathing deck. The wide transom with the large bathing platform is perfect for water sport activities.





White hull with red stripes (standard)



White hull with silver grey stripes (optional)



White hull with dark grey stripes (optional)

## Exterior styling

The customization of a Najad is not limited to technical equipment and layout selection. When choosing Najad you can also put a mark on the exterior look of your yacht.

N505 CC NEXT GENERATION comes as standard with a white hull with hallmark Najad red stripes and a pearl white canvas on sprayhood. Optional colors include silver or dark grey color on trim and water line and/or sprayhood. Mix and match as you like according to your preferences.


Additional colors and hull and deck coloring is available on request.

### HULL TRIM

Trim and water line.



Red stripes (standard)




Silver grey stripes (optional)



Dark grey stripes (optional)

### FABRICS

Sprayhood, sprayhood extension, bimini and table cover.



Pearl white (standard)



Silver grey (optional)



Dark grey (optional)

## Sails


The sails for N505 CC NEXT GENERATION are made of high quality, laminated cloth from UK Sailmakers – one of the world's most established groups of sail makers with over 50 lofts and service centers.



Triradial DCX (standard)



X-drive S-glas (optional)



X-drive Carbon (optional)

## Rigging

N505 CC NEXT GENERATION is equipped with rigging from Seldén – the worlds leading manufacturers of spar and rigging systems. An aluminium mast with two spreaders and furlex are standard. In-mast furling with or without an electric motor is available as an option. There is also the option of carbon fiber or white or black laquerering of mast, boom and rod kick.



Electric Furlex (optional)



In-mast Furling (optional)





## Saloon and galley

The interior of N505 CC NEXT GENERATION is modern and elegant with clean lines and plenty of natural light, space, and comfort.

The big opening skylight and fixed hardened glass panel in the ceiling together with the many portholes in the hull and coach roof makes the saloon bright and spacious. There is plenty of space for the whole crew to be together for meals and room for enjoying a good social life on board. The dining area with its comfortable settees and large foldable table enables dining for a crew of 10 enjoying a well-cooked meal. The headroom is an impressive two meters.

The N505 CC NEXT GENERATION holds the Najad hallmark of a large and well planned seagoing galley. To maximize worktop space the galley is on both side of the wide passageway to the aft cabin suite. All worktops are in durable Corian and the galley offers all possible kitchen equipment such as double sinks, pressurized hot and cold water, pressurized salt water, large separated fridge and freezer, induction cooktop, microwave, stove, dishwasher, washing machine etc.

The navigation station with its large forward-facing navigation table and comfortable safe seating is situated on starboard side, conveniently beside the companionway offering a good contact to both cockpit and saloon.








## Cabins and suites

N505 CC NEXT GENERATION has been designed for both long-distance cruise and coastal hopping thanks to the many different interior options available. At standard there are spacious cabins in aft and fore each with its own large head. The many interior options allow for up to four cabins making this yacht designed both for a smaller and a larger crew.

The aft cabin suite which is perfect as owner's cabin has a generous and comfortable king size island berth, comfortable seats on each side of the bed and multiple lockers and wardrobes for long stay. The forward super cabin has a full king size island berth, a worktable and multiple wardrobes, lockers and drawers located on port side. For those wanting more sleeping spaces there is an option of two separate aft cabins each with queen size berths and wardrobes for personal belongings. There is also an option of a guest cabin with two bunk beds forward of the main bulkhead.

The heads and shower rooms on N505 CC NEXT GENERATION holds the hallmark of the Najad standard with good ventilation, large Corian® worktops, lots of storage in lockers and cabinets and roomy showers – all made of top of the line materials.





# Interior styling and customization

The interior of N505 CC NEXT GENERATION is characterized by top quality craftsmanship and woodwork, executed with extreme attention to detail. Joinery of interior and cabinets are screwed and glued for optimal strength and to avoid unwanted sounds.

The yacht comes as standard with a classically Najad hallmark mahogany furnishing with options for both white oak and teak. Throughout the interior you'll find contrasting finish/color on selected details such as inlays and skirtings in doors, companionway, and saloon table.

When it comes to personalizing the interior, N505 CC NEXT GENERATION is a dream come true for those who value customizing. Colors, fabrics, worktops and more can be matched in many different styles and colors to build a unique yacht.

How would you like it?

## WOODS



Mahogany (standard)

White oak (optional)

Teak (optional)

## FLOORING



Jatoba with dark stripes (standard)

Teak with dark stripes (optional)

## BULKHEADS



Mahogany (standard)

Platinum white (optional)

## WORKTOPS IN GALLEY AND HEADS



Corian® - Antarctica (standard)

Corian® - Deep cloud (optional)


## SOFA UPHOLSTERY CHENILLE



Cream white (standard)

Navy blue (optional)


## SOFA UPHOLSTERY MARINE LEATHER



Bianco (optional)

Ischia navy (optional)

## SOFA UPHOLSTERY ALCANTARA



Eggshell (optional)

Navy (optional)

## BED COVER




Red arrow (standard)

Blue arrow (optional)

Red stripes (optional)


Blue-white stripes (optional)

## CURTAINS



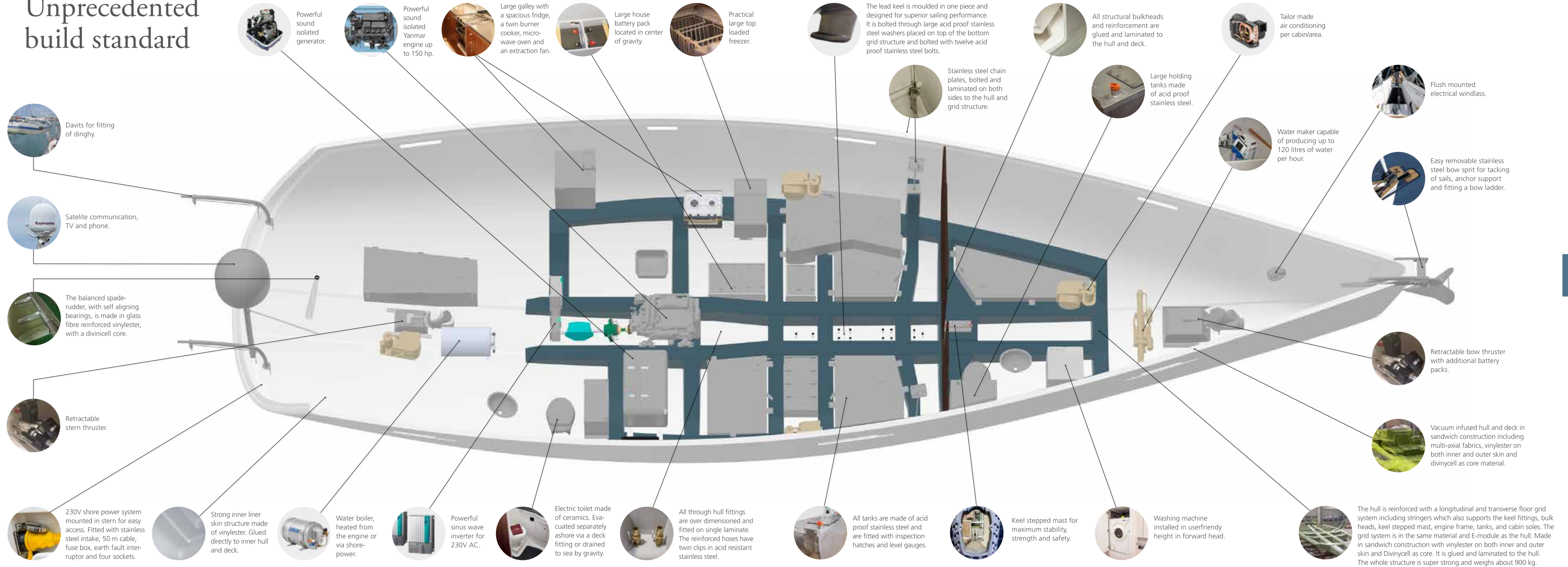
Ultramarine (standard)

White (optional)





# Unprecedented build standard



Powerful sound isolated generator.

Powerful sound isolated Yanmar engine up to 150 hp.

Large galley with a spacious fridge, a twin burner cooker, microwave oven and an extraction fan.

Large house battery pack located in center of gravity.

Practical large top loaded freezer.

The lead keel is moulded in one piece and designed for superior sailing performance. It is bolted through large acid proof stainless steel washers placed on top of the bottom grid structure and bolted with twelve acid proof stainless steel bolts.

Stainless steel chain plates, bolted and laminated on both sides to the hull and grid structure.

All structural bulkheads and reinforcement are glued and laminated to the hull and deck.

Tailor made air conditioning per cabin/area.

Flush mounted electrical windlass.

Easy removable stainless steel bow sprit for tacking of sails, anchor support and fitting a bow ladder.

Retractable bow thruster with additional battery packs.

Vacuum infused hull and deck in sandwich construction including multi-axial fabrics, vinylester on both inner and outer skin and divinycell as core material.

Davits for fitting of dinghy.

Satellite communication, TV and phone.

The balanced spade-rudder, with self aligning bearings, is made in glass fibre reinforced vinylester, with a divinycell core.

Retractable stern thruster.

230V shore power system mounted in stern for easy access. Fitted with stainless steel intake, 50 m cable, fuse box, earth fault interruptor and four sockets.

Strong inner liner skin structure made of vinylester. Glued directly to inner hull and deck.

Water boiler, heated from the engine or via shore-power.

Powerful sinus wave inverter for 230V AC.

Electric toilet made of ceramics. Evacuated separately ashore via a deck fitting or drained to sea by gravity.

All through hull fittings are over dimensioned and fitted on single laminate. The reinforced hoses have twin clips in acid resistant stainless steel.

All tanks are made of acid proof stainless steel and are fitted with inspection hatches and level gauges.

Keel stepped mast for maximum stability, strength and safety.

Washing machine installed in userfriendly height in forward head.

The hull is reinforced with a longitudinal and transverse floor grid system including stringers which also supports the keel fittings, bulk heads, keel stepped mast, engine frame, tanks, and cabin soles. The grid system is in the same material and E-module as the hull. Made in sandwich construction with vinylester on both inner and outer skin and Divinycell as core. It is glued and laminated to the hull. The whole structure is super strong and weighs about 900 kg.



# Specifications and layout

## TECHNICAL SPECIFICATION

|                              |                          |
|------------------------------|--------------------------|
| Length overall               | 15,30 m                  |
| Length waterline             | 14,12 m                  |
| Beam                         | 4,61 m                   |
| Draught (optional draught)   | 2,45 m (2,10 m)          |
| Displacement                 | 19 900 kg                |
| Ballast                      | 6 500 kg                 |
| Mast height above water line | 23,10 m                  |
| Engine                       | Yanmar 4JH110CR          |
| Fuel capacity (optional)     | 1000 litres (250 litres) |
| Water capacity (optional)    | 850 litres (250 litres)  |
| Holding tank                 | 2 x 85 litres            |

## HULL, DECK AND KEEL MATERIALS

|                                      |                              |
|--------------------------------------|------------------------------|
| Vacuum infused sandwich construction |                              |
| Hull & deck material                 | E-Glass Vinylester/Polyester |
| Core material                        | Divinycell                   |
| Keel type                            | Lead bulb                    |

## SAIL AREAS

|                      |                    |
|----------------------|--------------------|
| Cruising             | 132 m <sup>2</sup> |
| Full battened main   | 76 m <sup>2</sup>  |
| Furling jib          | 60 m <sup>2</sup>  |
| Code 0               | 110 m <sup>2</sup> |
| Spinnaker            | 178 m <sup>2</sup> |
| Gennaker             | 180 m <sup>2</sup> |
| Heavy staysail, main | 16 m <sup>2</sup>  |
| Heavy staysail, jib  | 14 m <sup>2</sup>  |

## DESIGN AND CONSTRUCTION


Najad AB and Judel/Vrolijk & Co

## Reservations

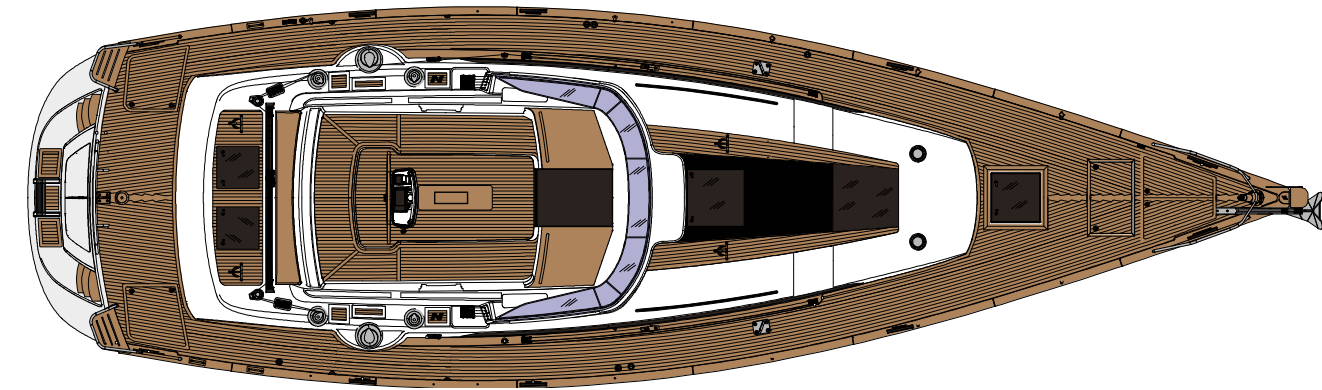
Najad believes the specifications in this brochure to be correct at the time of printing, however, there is always the possibility of details being changed. This can be due to model year changes, printing errors, price adjustments or other reasons. In respect of the legal purchase terms, this is only a guideline to describe the product. Najad especially reserves the right to change the design and reduce or change the standard equipment, the choice of products, materials and the technical solution of the product without notice. The yachts in this brochure may show optional equipment.

Valid from 2017-12-01. Replaces all previous brochures.

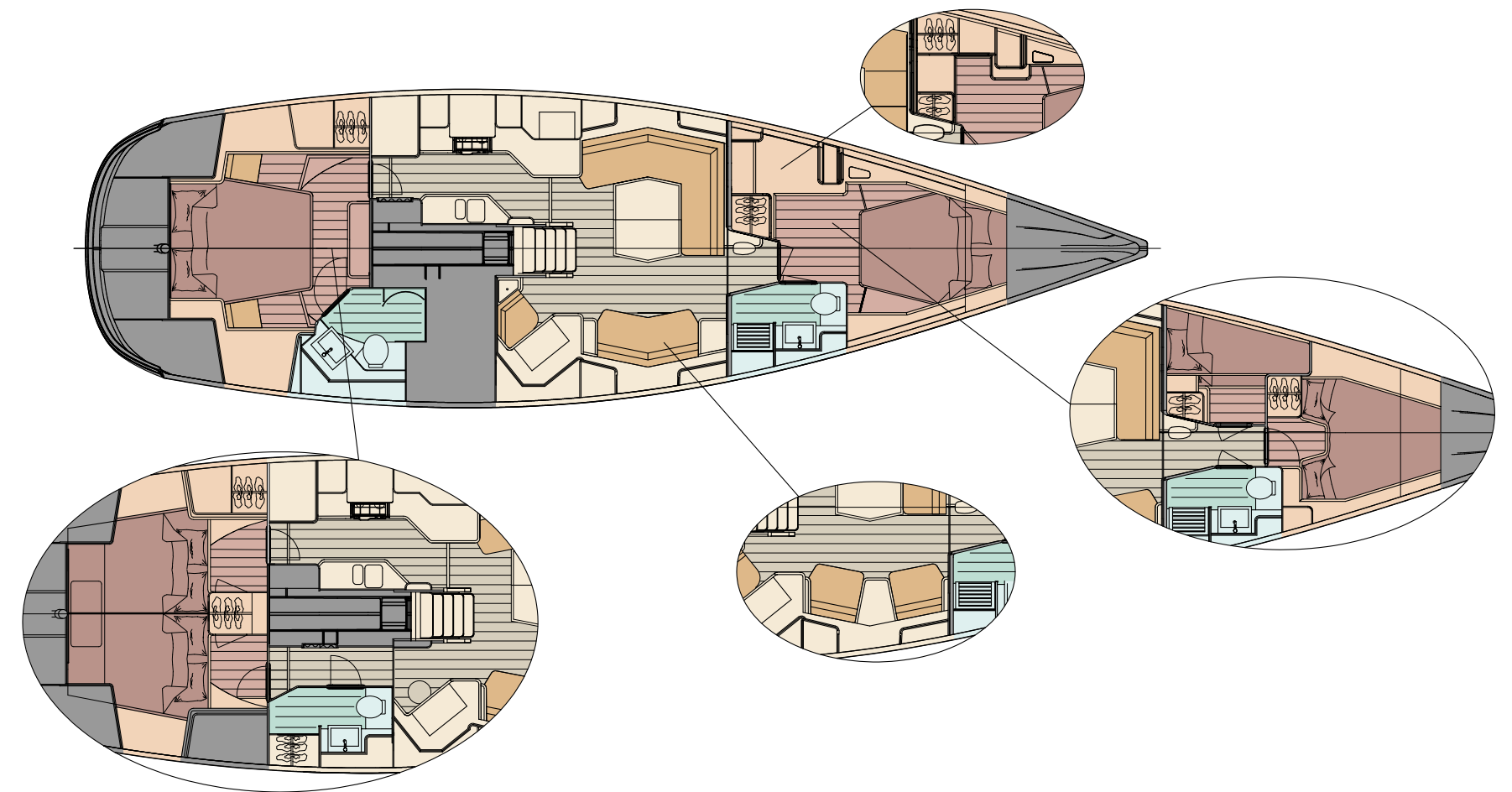
SAIL PLAN



DECK LAYOUT



INTERIOR LAYOUT







N395 AC



N395 CC



N450 CC



N505 CC  
NEXT GENERATION



N570 CC

THE  
N395  
LEGACY  
CONTINUES...

